

**BAW56&BAV70&BAV99**

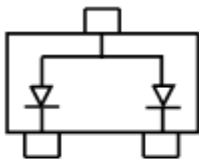
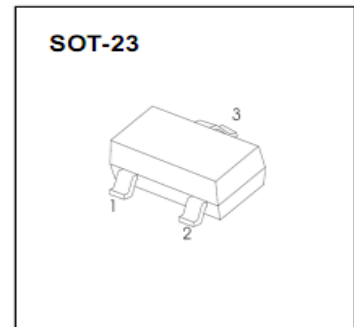
(SWITCHING DIODES)

特点/Features :

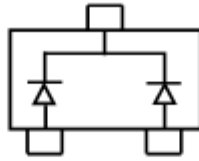
速度快 ;

用途/Applications :

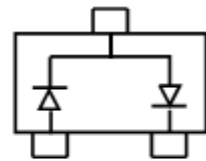
高速开关电路。

电路和印章/Circuit&Marking:

BAW56 Marking: A1



BAV70 Marking: A4



BAV99 Marking: A7

极限参数/Absolute maximum ratings(Ta=25°C)

参数/Parameter	符号/ Symbol	数值/Value	单位/Unit
反向电压/Reverse Voltage	V_R	70	V
正向电流/Forward Current	I_F	200	mA
正向瞬间峰值电流/Peak Forward Surge Current	$I_{FM(surge)}$	500	mA
功率/ Power Dissipation	P_D	0.225	W
热阻/Thermal Resistance Junction to Ambient Air	$R_{\theta JA}$	556	°C/W
结温/Junction Temperature	T_j	150	°C
储存温度/Storage Temperature	T_{stg}	-55~150	°C

电性能参数/Electrical characteristics (Ta=25°C)

参数/Parameter	符号	测试条件	最小值	最大值	单位
反向击穿电压/Reverse Breakdown Voltage	V_R	$I_R=100 \mu A$	70		V
正向电压/Forward Voltage	V_{F1}	$I_F=1mA$		0.715	V
	V_{F2}	$I_F=10mA$		0.855	V
	V_{F3}	$I_F=50mA$		1	μA
	V_{F4}	$I_F=150mA$		1.25	μA
反向漏电流/Reverse Current	I_R	$V_R=70V$		2.5	μA
端电容/Capacitance Between Terminals	C_T	$V_R=0, f=1MHz$		1.5	pF
反向恢复时间/Reverse Recovery Time	t_{rr}	$I_F=I_R=10mA,$ $I_{rr}=0.1 \times I_R,$ $R_L=100 \Omega$		6	nS



典型特性曲线图/Typical Characteristics

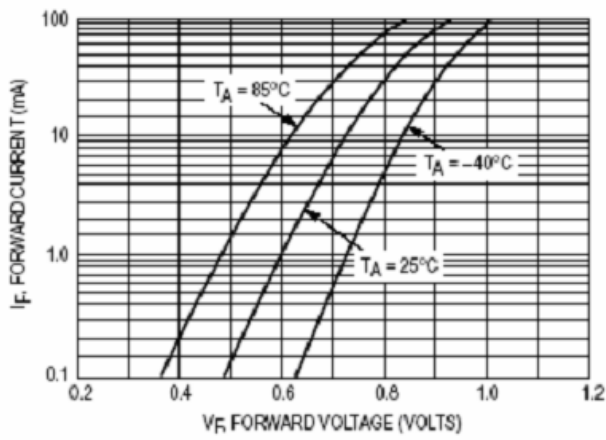


Figure 1 Forward Voltage

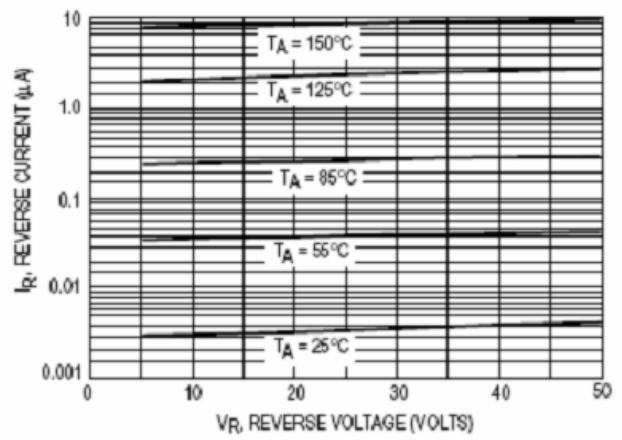


Figure 2 Leakage Current

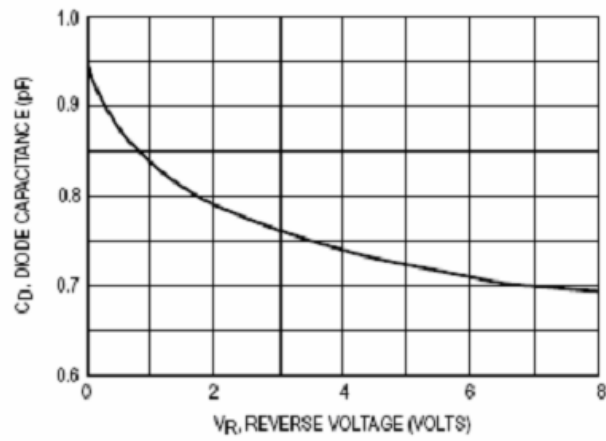


Figure 3 Capacitance